

Mission Together

St Nicholas – Stocking Activity



Introduction

This activity accompanies the Saint Nicholas resource, which tells the story of St Nicholas and encourages children to follow his example by putting Christ at the centre of their lives.

It is recommended that you share the story with your class first before completing this activity.

An additional Gift Activity is also available.

Objective

To follow Saint Nicholas' example of kindness to others by doing good deeds



Activity


St Nicholas was well-known for his **generosity** and there are stories of him throwing bags of coins in through the windows of the needy. These bags of gold would land in shoes or stockings left out to dry, and this is why we now hang stockings out at Christmas.

Ask the children to think of some **good deeds** they might do to help others, just like St Nicholas did. They could make friends with someone who is lonely or help put the weekly food shop away. One of the great things about St Nicholas so was that he carried out his good deeds in **secret**. We don't need to boast about the things we do, and it can be really fun to help in secret.

Explain to the class that they are going to make **Christmas stockings** for the classroom. But these are no ordinary stockings! Over the course of the week (or the whole of Advent) these stockings will be filled with 'good deeds'.

All of the children are tasked with performing good deeds throughout the day. At the end of each day, these good deeds will be reported to the teacher, either in secret or in front of the class. These good deeds will be written on **gold coins** made of card and placed inside the individual's stocking. By the end of the week (or Advent) each child will have a stocking full of the good deeds they have done.

You may even like to place a **chocolate gold coin** in each stocking on St Nicholas' Day as a special surprise! St Nicholas also had a great love for children. Why not have a **collection** for Mission Together on St Nicholas' Day, where each child brings in a coin to put in the class stocking?



Mission Together is part of the worldwide Missio network

Address: Mission Together, Missio, 23 Eccleston Square, London, SW1V 1NU

Telephone: 020 7821 9755

Email: missiontogether@missio.org.uk

Web: www.missiontogether.org.uk

Charity Number: 1056651



Mission Together

St Nicholas – Stocking Activity



Making Your Stocking

Below are some instructions for making your own Christmas stocking out of card. Alternatively you could make stockings out of felt or fleece and even try out some needlework.

A template for the stocking is on the next page. This can be printed on A4 or enlarged on to A3 to create a bigger stocking. You may choose to provide each child with a template, although younger children may need pre-cut stockings prepared while older children might be able to make their own without a template by drawing a free-hand stocking shape.

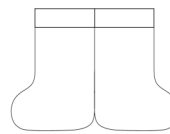

Gold coins can be created by cutting circle shapes from yellow card. These should be small enough to fit inside the stockings but big enough to write something short on. Children should be encouraged to observe each other's good deeds, as well as being spotted by the teacher.

Instructions

1. Cut around the outside of the Christmas stocking shape.

Remember, don't cut between the two stockings!

You should be left with a shape like this



2. Decorate one side of the stocking. You could use felt tips, glitter, stickers, stencils, paint, etc.

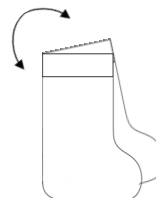
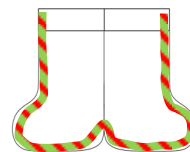
3. When you have finished, turn over to the blank side of your stocking shape and glue along the outside edge, as shown.

Do not glue in the middle or at the top

4. Fold in half along the centre to create a stocking.

You should be able to put things in through the top

5. Allow to dry before putting anything inside your stocking



Don't forget to put your name on your stocking so that you can collect your gold coins!



Mission Together is part of the worldwide Missio network

Address: Mission Together, Missio, 23 Eccleston Square, London, SW1V 1NU

Telephone: 020 7821 9755

Email: missiontogether@missio.org.uk

Web: www.missiontogether.org.uk

Charity Number: 1056651





Mission Together
