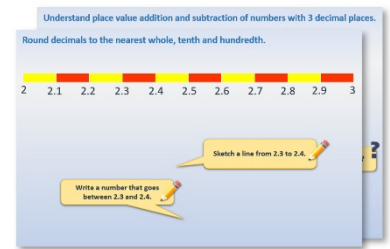


# Week 7, Day 4


## 2-D shape

Each day covers one maths topic. It should take you about 1 hour or just a little more.

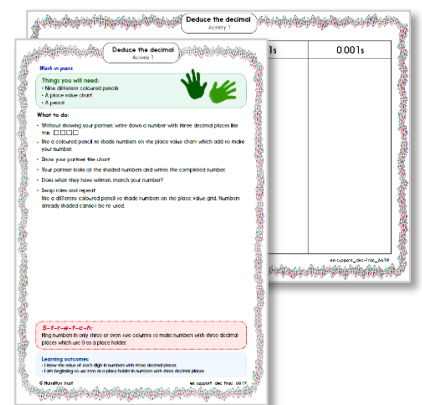
1. Start by reading through the **Learning Reminders**. They come from our *PowerPoint* slides.



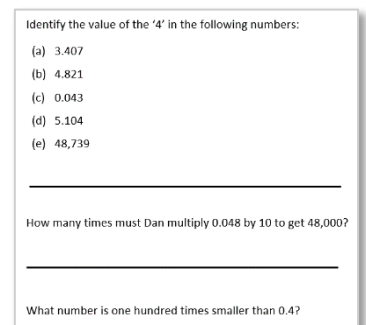
2. Tackle the questions on the **Practice Sheet**. There might be a choice of either **Mild** (easier) or **Hot** (harder)! Check the answers.



3. Finding it tricky? That's OK... have a go with a grown-up at **A Bit Stuck?**

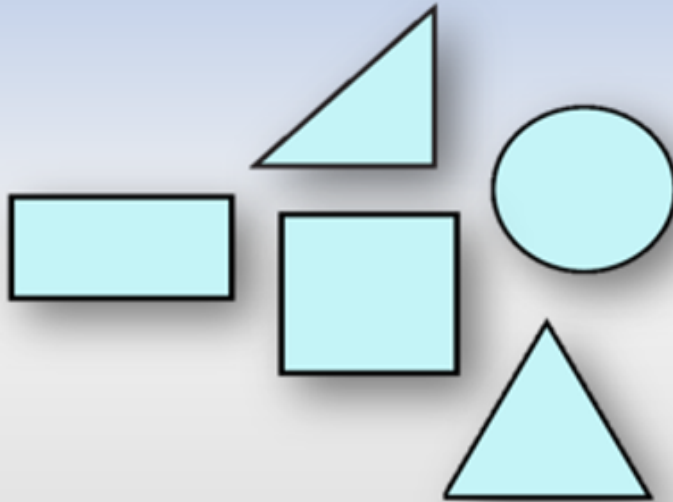


4. Have I mastered the topic? A few questions to **Check your understanding**. Fold the page to hide the answers!



## Learning Reminders

Name and describe squares, rectangles, circles and triangles.



Pick a shape and describe it.



How many sides does it have?  
Are they curved or straight?  
How many corners?

What is the shape's name?



## Learning Reminders



Name and describe squares, rectangles, circles and triangles.

Which of these shapes are squares?

Which of these shapes are circles?

Which of these shapes are triangles?

Which of these shapes are rectangles?

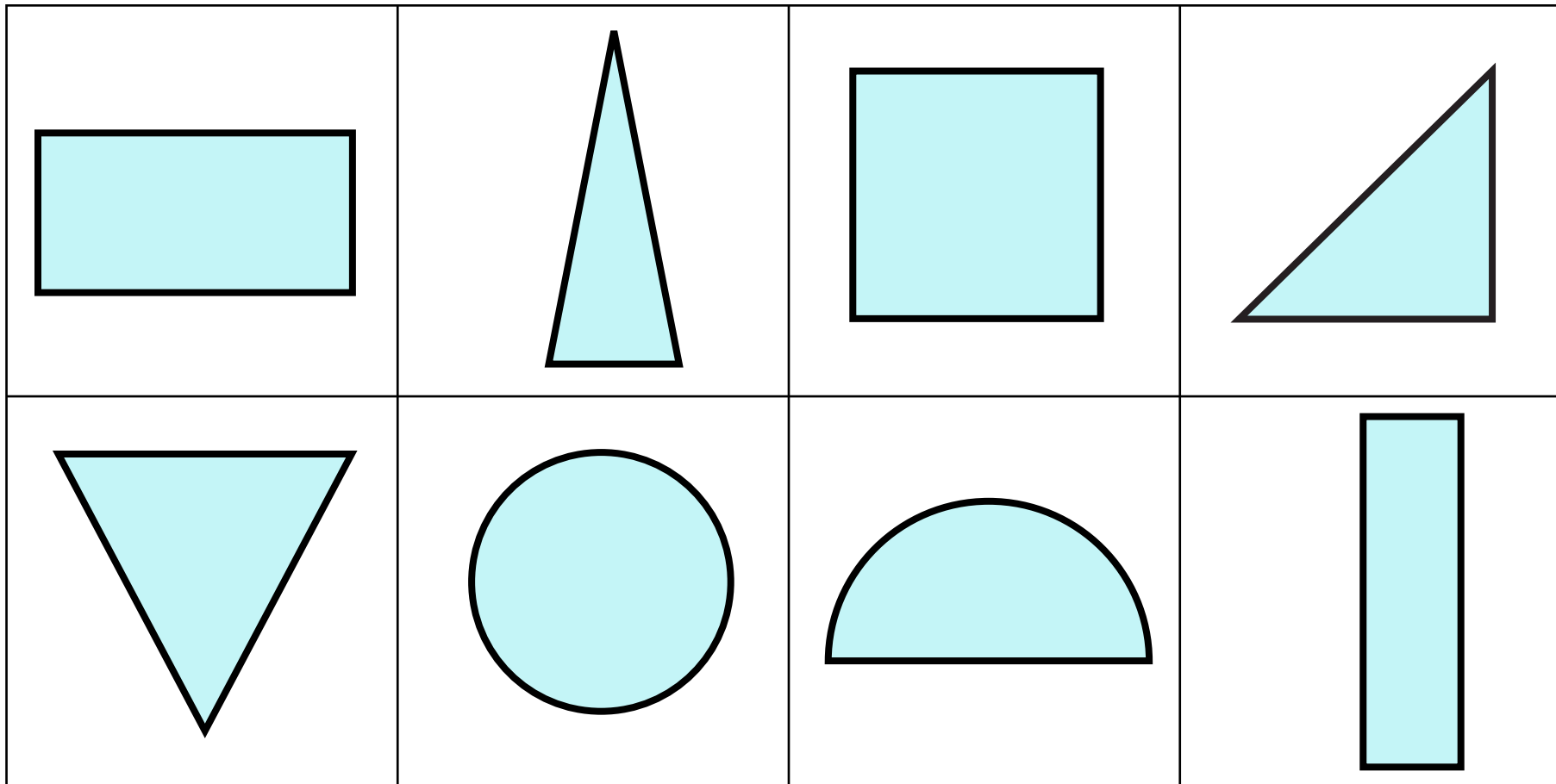


There are four rectangles.  
Squares are a type of rectangle.  
Oblongs are another type of rectangle.

# Practice Sheet Mild

## Shape and data practice

1. Cut out each shape and stick it on a piece of paper. Can you name it?
2. Write a couple of sentences to describe it.



# Practice Sheet Hot

## Shape and data practice

1. Ring each shape and draw a line to match it to the correct set.

The image contains several yellow shapes scattered around a central area. The shapes include a parallelogram, a circle, a square, a triangle, a rectangle, a trapezium, a pentagon, a diamond, and a hexagon. In the center, there are four large circles, each containing a label: 'SQUARES', 'CIRCLES', 'RECTANGLES', and 'TRIANGLES'. A red circle highlights a small square, and a red line connects it to the 'SQUARES' label.

### Challenge

Are there any shapes left over?

Can you describe each of them?

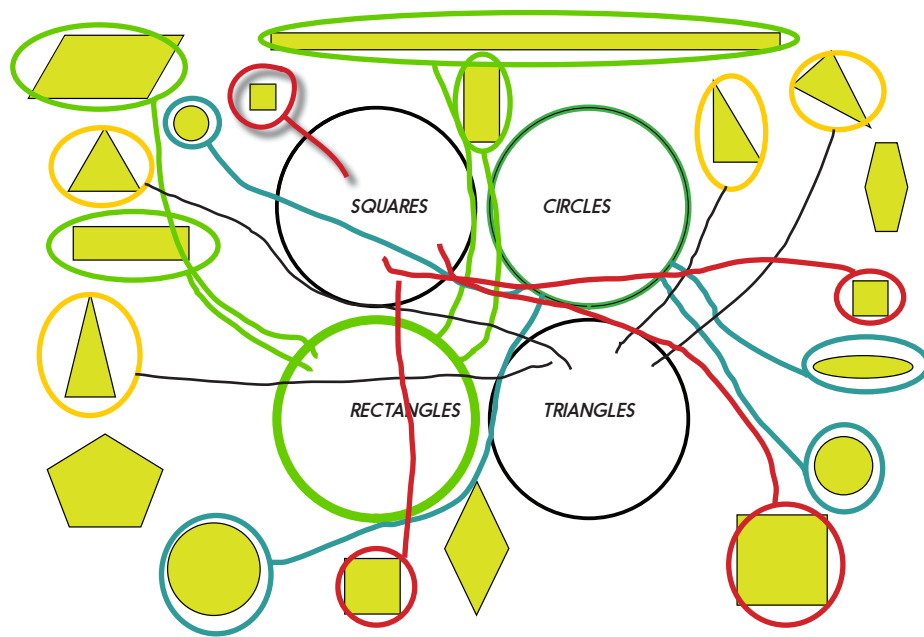
Can you find out what type of shape each is?

# Practice Sheet Answers

## Shape and data practice (Mild)

- Rectangle
- Triangle
- Square
- Right-angled triangle
- Equilateral triangle
- Circle
- Semi-circle
- Rectangle



## Shape and data practice (Hot)



## A Bit Stuck? Make a monster!

### Things you will need:

- Shapes
- Scissors
- Paper
- Glue stick


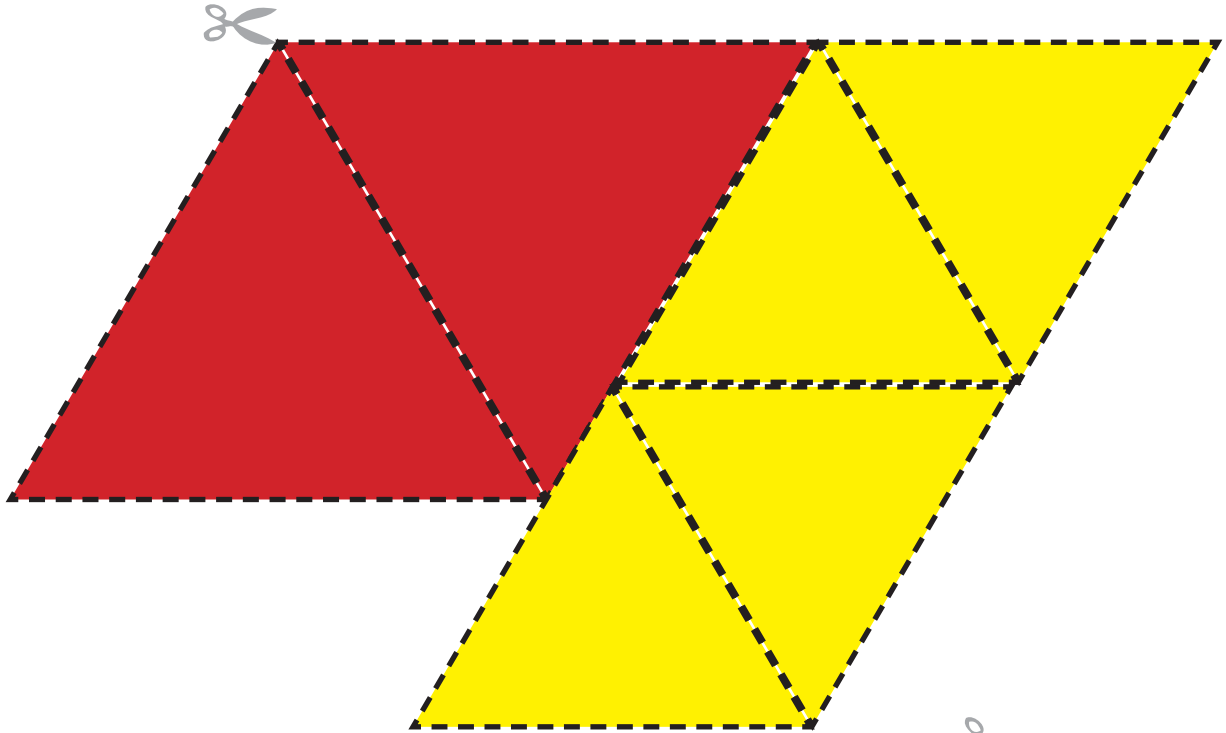


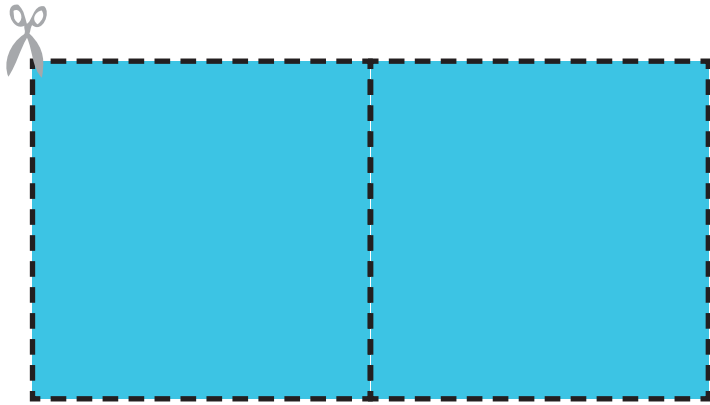


### What to do:

To create your monster...

- Cut out the shapes.
- Arrange and then stick them on a piece of paper to make your own monster!
- Describe your monster and all the shapes in it to an adult.
- How many of the shapes can you name?

**A Bit Stuck?  
Make a monster!**







## Check your understanding: Questions

My shape has four vertices and four sides. Draw a shape that it might be.

---

On squared paper, draw two different squares and colour them in. Can you say why they are definitely both squares?

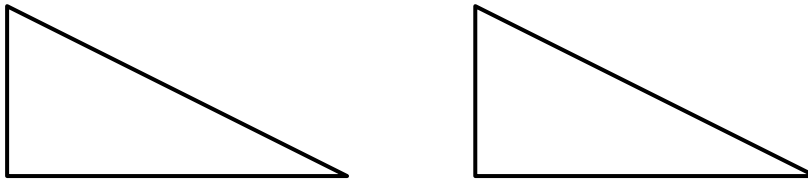
---

Name a shape that has:

- No straight sides
  - 3 sides, all straight
  - 4 sides where two are longer than the other two
- 

Cut out these two triangles, then put them together to make:

- a rectangle;
- a different triangle.



**Answers on next page**

## Check your understanding:

### Answers

My shape has four vertices and four sides. Draw a shape that it might be.

e.g.



On squared paper, draw two different squares and colour them in. Can you say why they are definitely both squares? Check drawings – all sides should be the same length. If children have used the lines of the squared paper to draw their shapes, then each side should be the same number of squares long.

Name a shape that has:

- No straight sides **Circle, Oval**
- 3 sides, all straight **Triangle**
- 4 sides where two are longer than the other two **Rectangle, Oblong (a rectangle that is not a square)**

Cut out these two triangles then put them together to make:

- a rectangle

- a triangle

