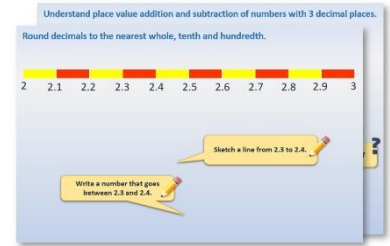


Week 8, Day 3


Telling the time (o'clock times)

Each day covers one maths topic. It should take you about 1 hour or just a little more.

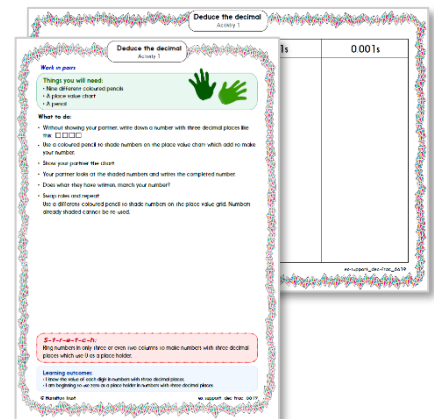
- Start by reading through the **Learning Reminders**. They come from our *PowerPoint* slides.



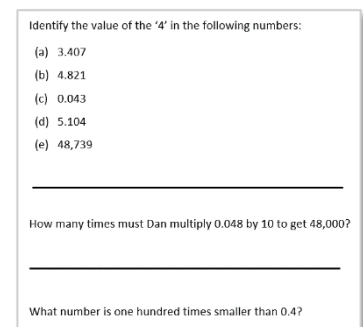
- Tackle the questions on the **Practice Sheet**. There might be a choice of either **Mild** (easier) or **Hot** (harder)! Check the answers.



- Finding it tricky? That's OK... have a go with a grown-up at **A Bit Stuck?**




- Have I mastered the topic? A few questions to **Check your understanding**. Fold the page to hide the answers!



Learning Reminders

Tell the time to the hour.

It is exactly 8 o'clock!



What might you
be doing at this
time in the
morning?



Learning Reminders

Tell the time to the hour.



What time is it
now?



What might you be
doing at this time in
the **morning**?



What time do you
have your lunch?
What other times
do you know?




Learning Reminders

Tell the time to the hour.



What might you be
doing at this time in
the **evening**?



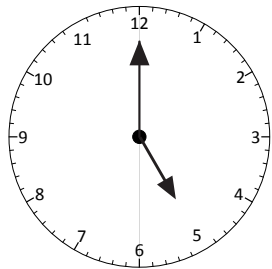
Practice Sheet Mild

What's the time Mr Wolf?

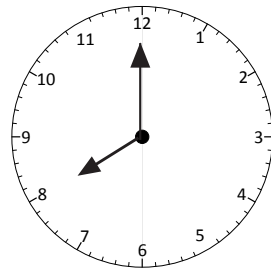


Can you help the wolf read these times so that he can have his dinner?

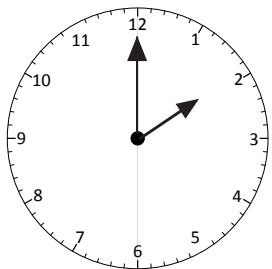
Write each time in words.



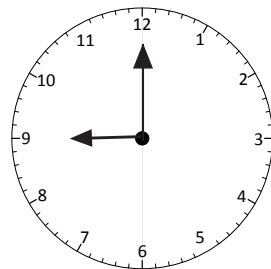
_____ *o' clock*



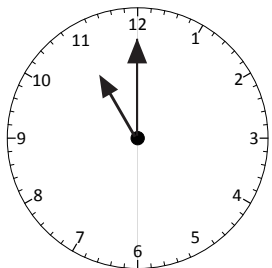
_____ *o' clock*



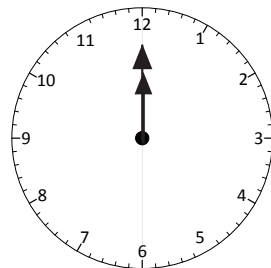
_____ *o' clock*



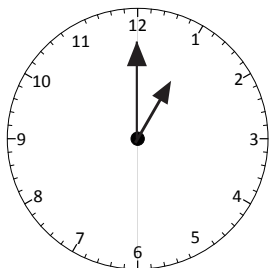
_____ *o' clock*



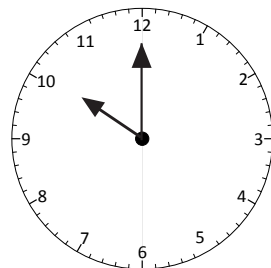
_____ *o' clock*



_____ *o' clock*



_____ *o' clock*



_____ *o' clock*

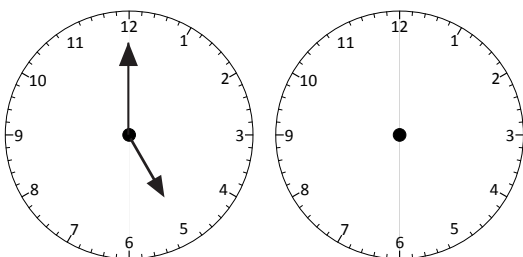
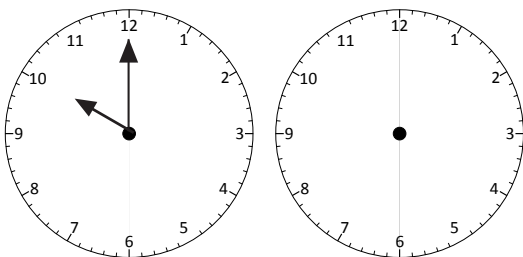
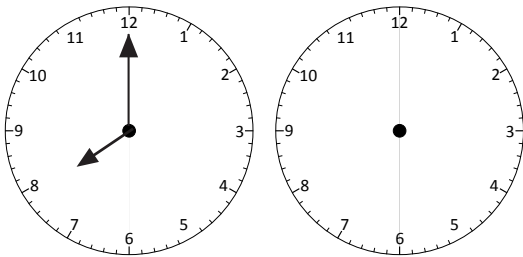
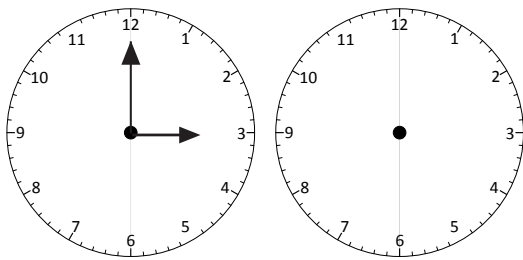
Practice Sheet Hot

What's the time Mr Wolf?

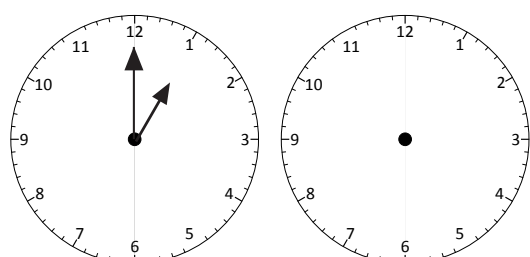
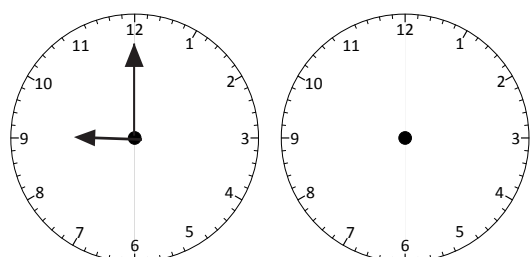
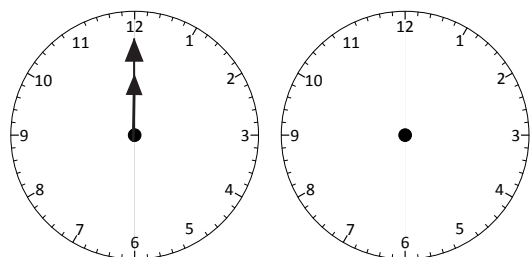
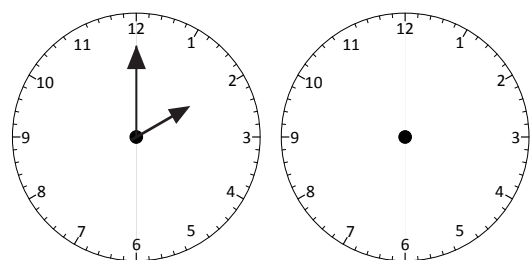
Mr Wolf has these times showing on his clock.
He needs to show the time 1 hour later and 1
hour earlier.
Help him do this!



These clocks need to show the time 1 hour later.



These clocks need to show the time 1 hour earlier.

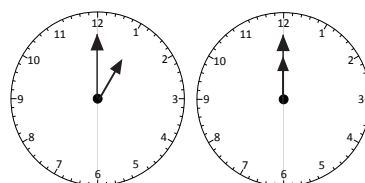
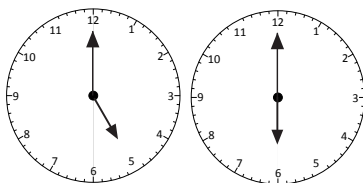
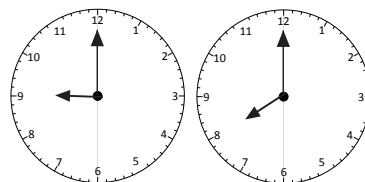
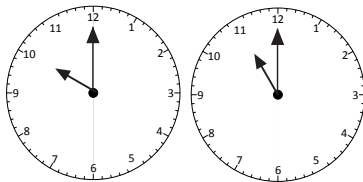
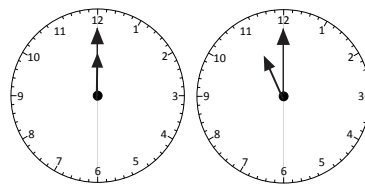
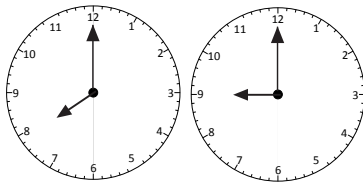
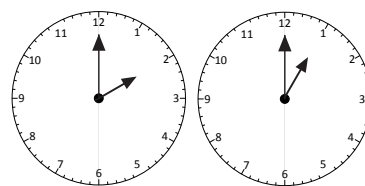
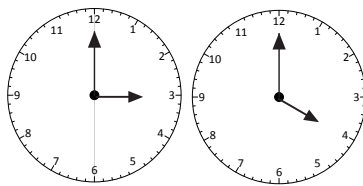


Practice Sheets Answers

What's the time Mr Wolf? (mild)

1. five o'clock
2. eight o'clock
3. two o'clock
4. nine o'clock
5. eleven o'clock
6. twelve o'clock
7. one o'clock
8. ten o'clock

What's the time Mr Wolf? (hot)




A Bit Stuck?

Tick tock o'clock

Play in pairs

Things you will need:

- Clock with a minute hand and an hour hand
- Pictures of daily activities (see resource)
- Clock cards (see resource)



What to do:

- Count out loud from 1 to 12 with your partner.
- Now count round the hours on a clock face from 1 o'clock to 12 o'clock. Point at each hour as you say its number.
- Find a clock showing 1 o'clock.
- Now find a clock showing 2 o'clock.
- Continue finding the clocks showing o'clock times, in order from 1 o'clock to 12 o'clock.
- Act out an activity like walking home from school or cleaning your teeth.
- Choose a clock to match that activity.





S-t-r-e-t-c-h:

Think of something you could be doing at each o'clock time starting at 7 o'clock in the morning.

Learning outcomes:

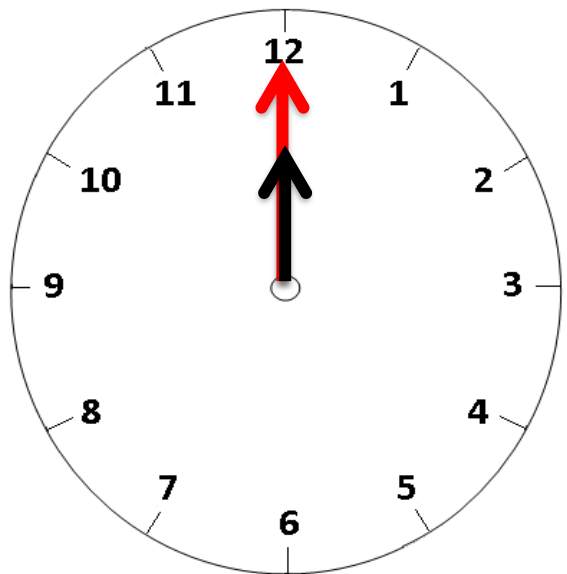
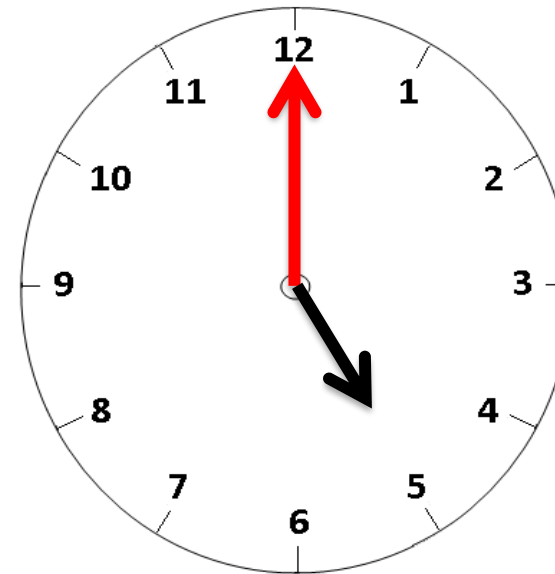
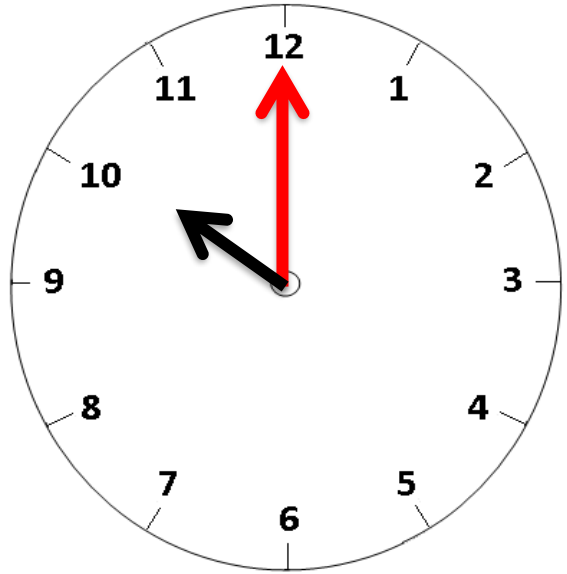
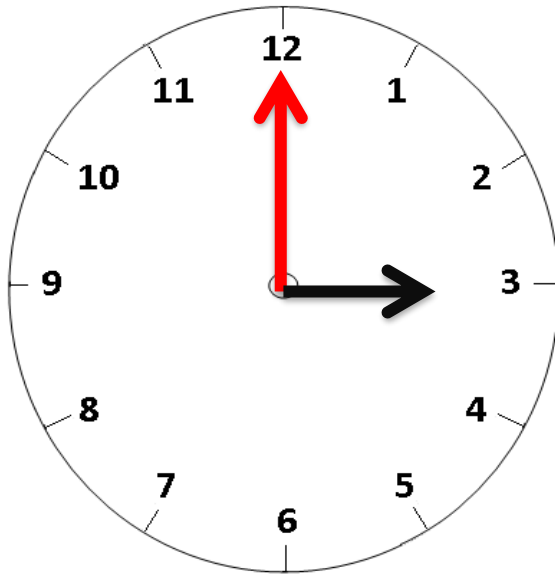
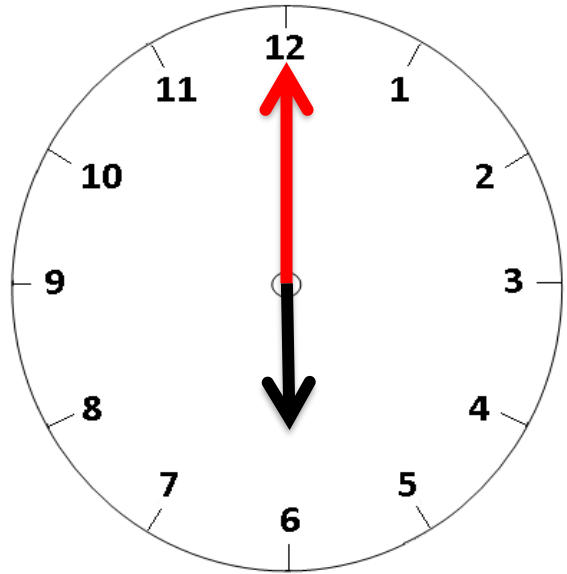
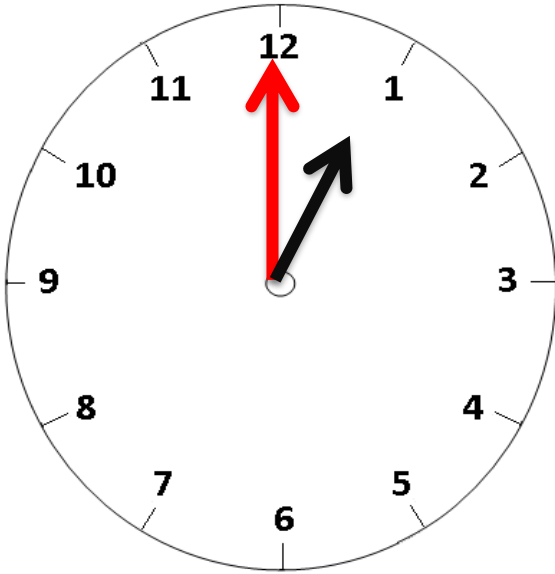
- I can read o'clock times.
- I can make o'clock times on a clock face.
- I can say things happen at different times.

A Bit Stuck?
Tick tock o'clock



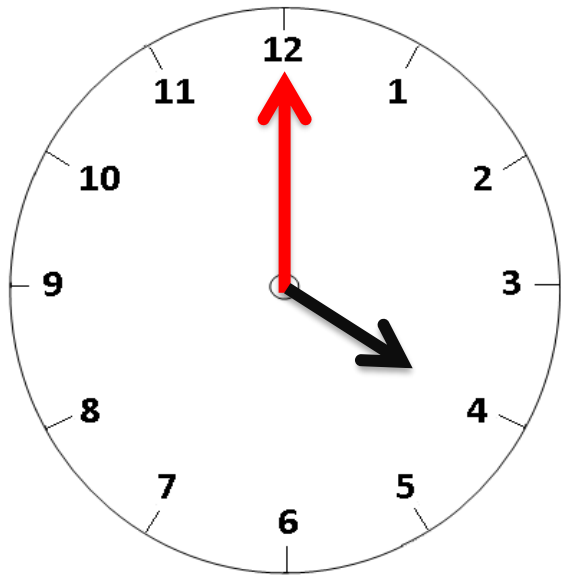
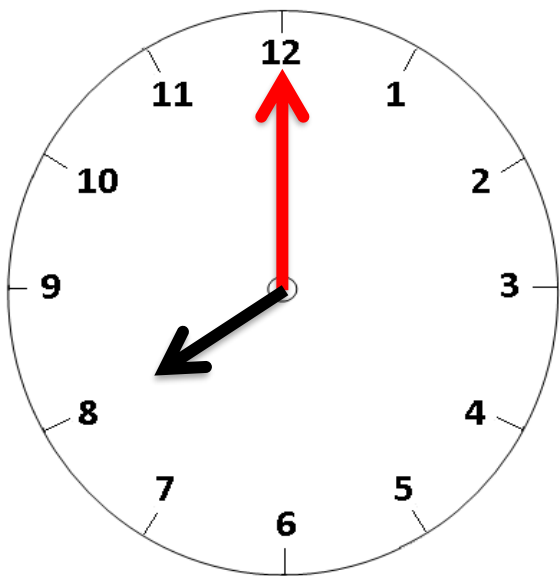
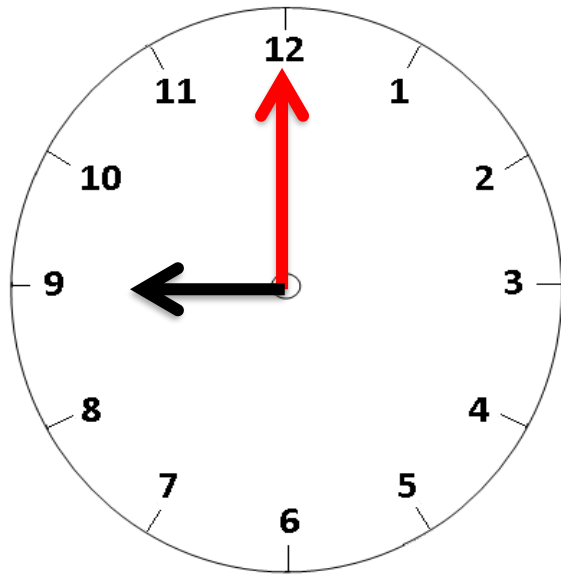
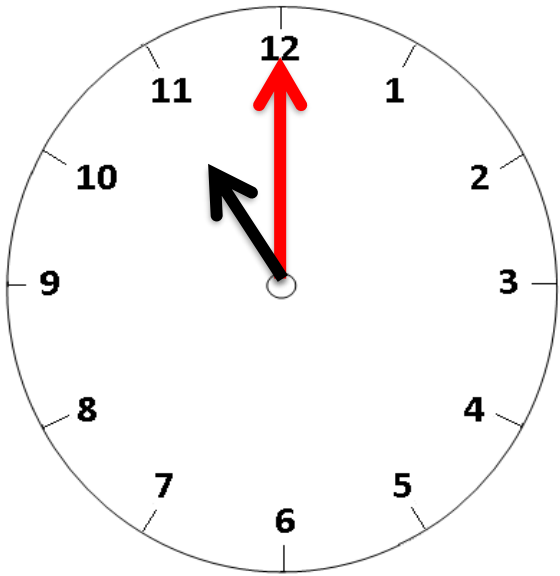
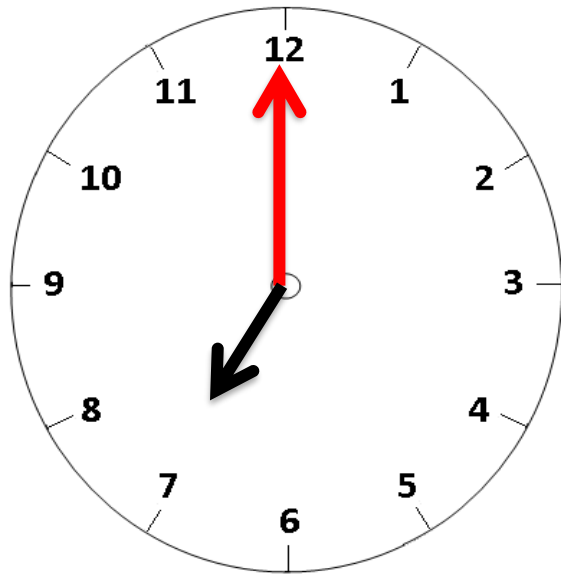
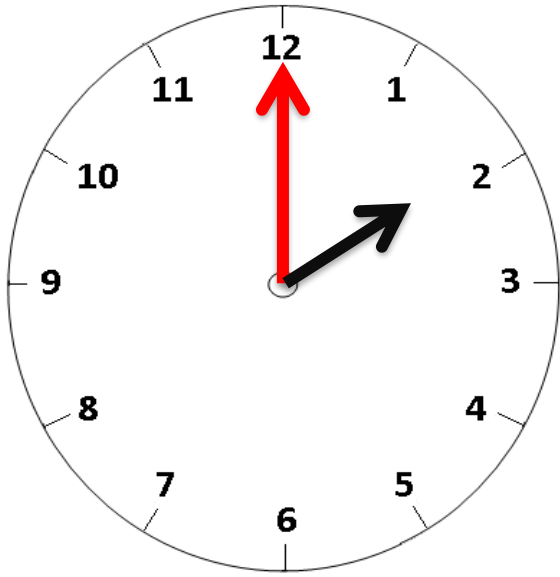
A Bit Stuck?

Tick tock o'clock



A Bit Stuck?

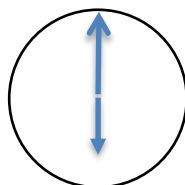
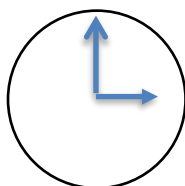
Tick tock o'clock



Check your understanding

Questions

If the hands are in this position,
what time is it?



And in this position?

Fill in the times for these events and write them in order as they occur through the day,

- Coming back from school
- Going to bed
- Getting up
- Breakfast
- Eating tea
- Lunch

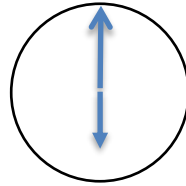
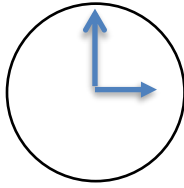
Times: 7 o'clock, 8 o'clock, 12 o'clock, 4 o'clock, 5 o'clock and 7 o'clock.

Answers on the next page

Check your understanding

Answers

If the hands are in this position,
what time is it? 3 o'clock



And in this position?

6 o'clock

Fill in the times for these events and write them in order as they occur through the day,

- Getting up 7 o'clock
- Breakfast 8 o'clock
- Lunch 12 o'clock
- Coming back from school 4 o'clock
- Eating tea 5 o'clock
- Going to bed 7 o'clock

Times: 7 o'clock, 8 o'clock, 12 o'clock, 4 o'clock, 5 o'clock and 7 o'clock.