


Cut out these cards and make copies of them. Hand them to the children and ask them to make patterns on their strips of paper.

Can you use these shapes to make an African pattern?




How will you make it?
What pattern will you put on each shape?
How many of each shape will you use?

Can you use these shapes to make an African pattern?



How will you make it?
What pattern will you put on each shape?
How many of each shape will you use?

Can you use these shapes to make an African pattern?




How will you make it?
What pattern will you put on each shape?
How many of each shape will you use?

Can you use these shapes to make an African pattern?




How will you make it?
What pattern will you put on each shape?
How many of each shape will you use?

Can you use these shapes to make an African pattern?



How will you make it?
What pattern will you put on each shape?
How many of each shape will you use?

Can you use these shapes to make an African pattern?



How will you make it?
What pattern will you put on each shape?
How many of each shape will you use?

Cut out these cards and make copies of them. Hand them to the children with an A3 size piece of paper. Ask your children to divide their page into five columns and try to paint/draw these patterns in each section.

Can you make this pattern in one column on your paper?



How will you do it?
What else will you add?
What colours will you use?

Can you make this pattern in one column on your paper?



How will you do it?
What else will you add?
What colours will you use?

Can you make this pattern in one column on your paper?



How will you do it?
What else will you add?
What colours will you use?

Can you make this pattern in one column on your paper?



How will you do it?
What else will you add?
What colours will you use?

Can you make this pattern in one column on your paper?



How will you do it?
What else will you add?
What colours will you use?

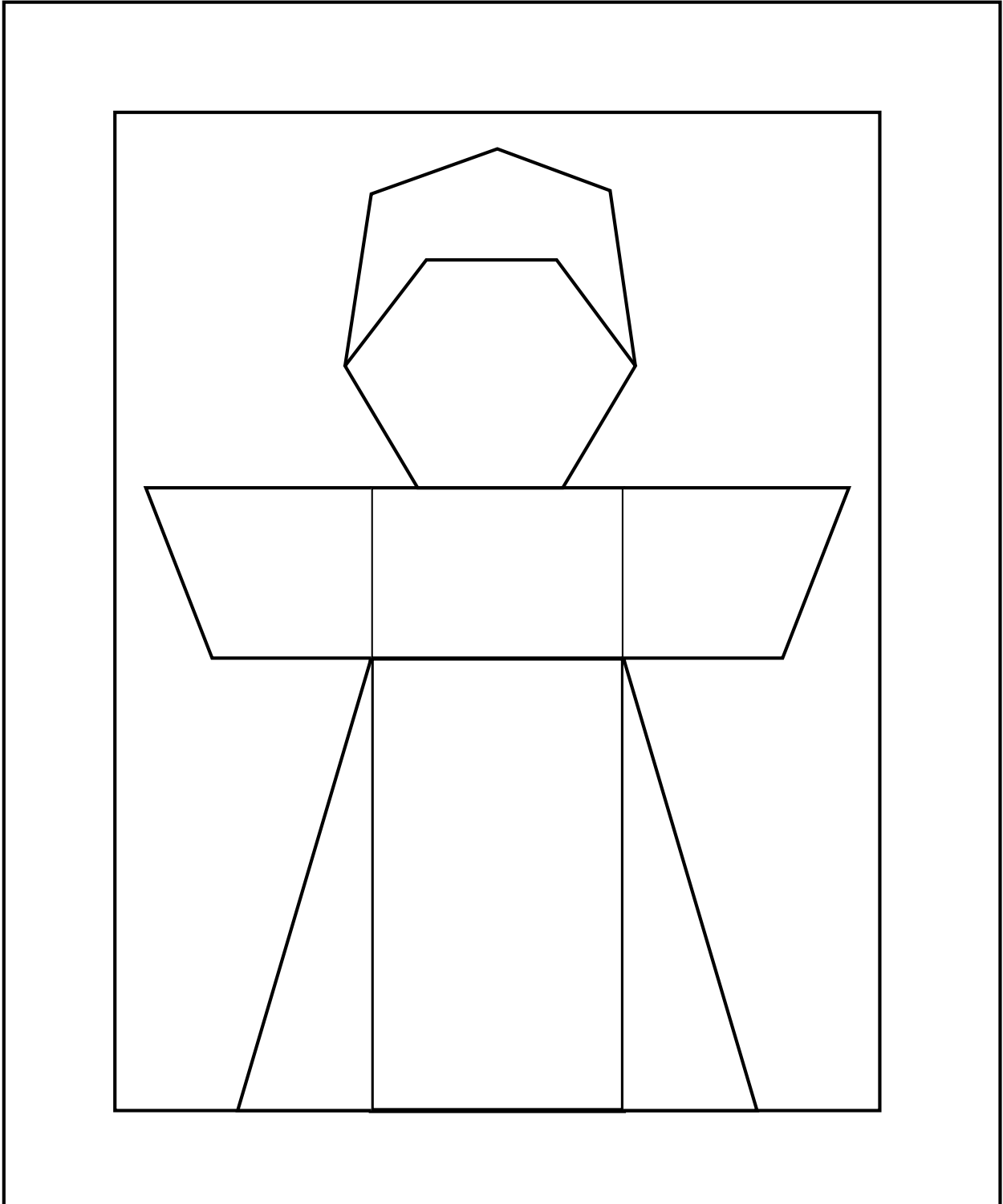
Can you make this pattern in one column on your paper?



How will you do it?
What else will you add?
What colours will you use?



Cut out this quilt square and glue it to the provided cardboard. Use the provided material and tissue paper to collage your African person and the border.






These images will help you make your African quilt square. Follow these steps and think carefully about the patterns and materials you want to use.


Step 1

Cut out your quilt tile template and glue it to the provided cardboard.



Step 2

Use the provided materials to cut out shapes and glue them in the right spots.



Step 3

Make sure every section of the person has a different pattern.



Step 4

Once you have completed the person make the border using the same technique.

