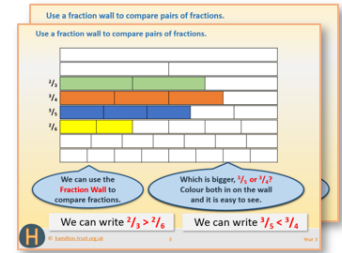


Year 3: Week 5, Day 1

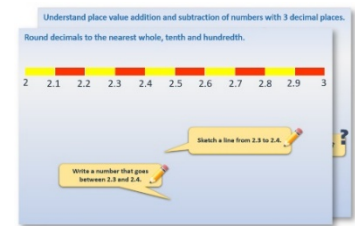
Comparing 3-digit numbers

Each day covers one maths topic. It should take you about 1 hour or just a little more.


1. If possible, watch the **PowerPoint presentation** with a teacher or another grown-up.




OR start by carefully reading through the **Learning Reminders**.



2. Tackle the questions on the **Practice Sheet**. There might be a choice of either **Mild** (easier) or **Hot** (harder)! Check the answers.



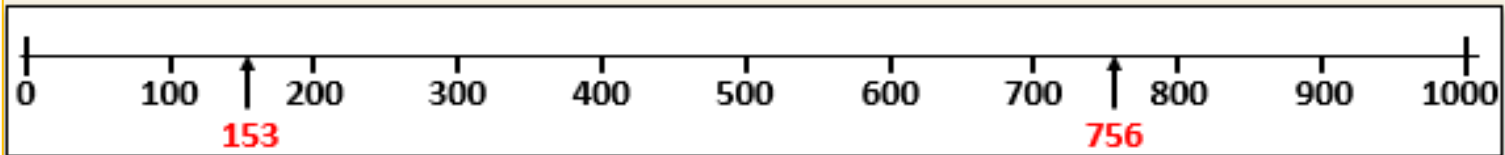
3. Finding it tricky? That's OK... have a go with a grown-up at **A Bit Stuck?**




4. Think you've cracked it? Whizzed through the Practice Sheets? Have a go at the **Investigation**...

Learning Reminders

Order and compare 3-digit numbers, place on an empty number line; Find a number between two 3-digit numbers.



Let's play
Lowest, Highest, In-between
on a 0-1000 line...

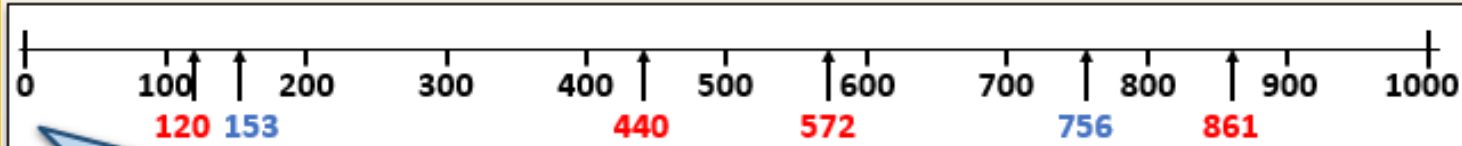


Our first two numbers
are **153** and **756**. Where
will **153** and **756** go on
this line?

Those are our **lowest** and
highest numbers.

Learning Reminders

Order and compare 3-digit numbers, place on an empty number line; Find a number between two 3-digit numbers.



Now we're going to put more numbers on the line. Each time think, 'Are they *lower* than, *higher* than or *in-between* our two numbers?'

572it goes in-between.

120we have a new low number, it replaces 153.

861we have a new high number, it replaces 756.

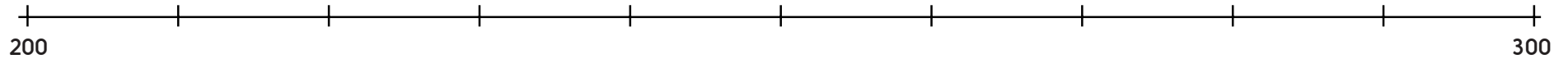
440it goes in-between.

Practice Sheet Mild

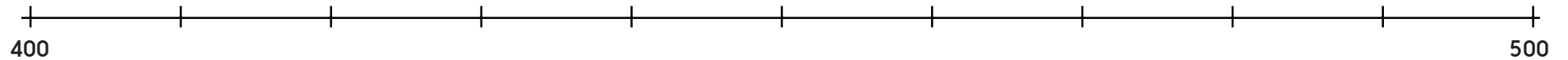
Ordering three-digit numbers

Put the following numbers in order then indicate on the number line where they would go.

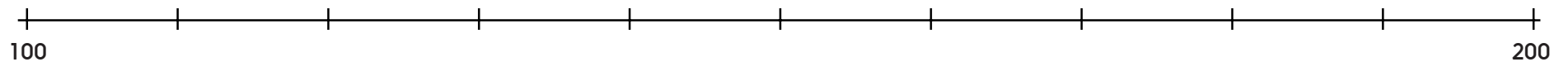
Set one: 250, 230, 205, 245, 280, 275



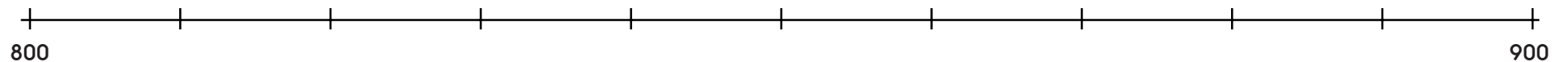
Set two: 460, 425, 410, 485, 455, 490



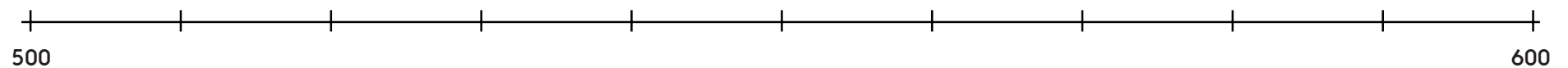
Set three: 135, 170, 199, 132, 157, 191



Set four: 888, 812, 821, 809, 879, 838



Set five: 516, 572, 566, 527, 506, 557




Practice Sheet Hot


Ordering three-digit numbers

Put the following numbers in order then indicate on the number line where they would go.


Set one: 250, 230, 205, 245, 280, 275




Set two: 460, 425, 410, 485, 455, 490




Set three: 135, 170, 199, 132, 157, 191



Set four: 888, 812, 821, 809, 879, 838



Set five: 516, 572, 566, 527, 506, 557



Set six: 225, 500, 100, 775, 990, 360



Practice Sheets Answers

Ordering three-digit numbers (mild)

Set one: 205, 230, 245, 250, 275, 280
Set two: 410, 425, 455, 460, 485, 490
Set three: 132, 135, 157, 170, 191, 199
Set four: 809, 812, 821, 838, 879, 888
Set five: 506, 516, 527, 557, 566, 572

Ordering three-digit number (hot)


Set one: 205, 230, 245, 250, 275, 280
Set two: 410, 425, 455, 460, 485, 490
Set three: 132, 135, 157, 170, 191, 199
Set four: 809, 812, 821, 838, 879, 888
Set five: 506, 516, 527, 557, 566, 572
Set six: 100, 225, 360, 500, 775, 990

A Bit Stuck? In-betweens

Work in pairs

Things you will need:

- A set of 100s, 10s and 1s cards
- Number picture cards
- Glue stick
- A pencil



What to do:

- Shuffle the set of number picture cards and place face down.
- Take two cards.
Don't show your partner.
- Make both numbers using place value cards.
Read the numbers to your partner.
- Ask your partner to make a number in between using the remaining place value cards.
- If they can, they score 10 points. If they can't, you score 10 points.
- Swap roles and repeat.
- Who scores 50 points first?

S-t-r-e-t-c-h:

Choose three cards. Place them in order, smallest number first.
Write the three numbers in order.

Learning outcomes:

- I can make 3-digit numbers from 100s, 10s and 1s.
- I can compare 3-digit numbers.

A Bit Stuck? In-betweens

The page contains 10 boxes arranged in a 5x2 grid, each with dashed borders and scissors icons at the corners. The boxes contain the following items:

- Box 1 (top-left):** A 10x10 red grid, four 4x1 blue vertical bars, and five 1x1 green squares.
- Box 2 (top-right):** Two 5x5 red grids, two 5x5 red grids, a 5x5 red grid, two 2x1 blue vertical bars, and one 1x1 green square.
- Box 3 (row 2, left):** Two 5x5 red grids, two 5x5 red grids, four 2x1 blue vertical bars, and two 1x1 green squares.
- Box 4 (row 2, right):** One 5x5 red grid, one 5x5 red grid, six 2x1 blue vertical bars, and five 1x1 green squares.
- Box 5 (row 3, left):** Two 5x5 red grids, one 5x5 red grid, four 2x1 blue vertical bars, and five 1x1 green squares.
- Box 6 (row 3, right):** One 10x10 red grid, two 2x1 blue vertical bars, and four 1x1 green squares.
- Box 7 (row 4, left):** One 5x5 red grid, one 5x5 red grid, two 2x1 blue vertical bars, and five 1x1 green squares.
- Box 8 (row 4, right):** Two 5x5 red grids, two 5x5 red grids, one 2x1 blue vertical bar, and one 1x1 green square.
- Box 9 (bottom-left):** Two 5x5 red grids, two 5x5 red grids, four 2x1 blue vertical bars, and five 1x1 green squares.
- Box 10 (bottom-right):** Two 5x5 red grids, two 5x5 red grids, one 5x5 red grid, and one 1x1 green square.

1 0 0

6 0 0

2 0 0

7 0 0

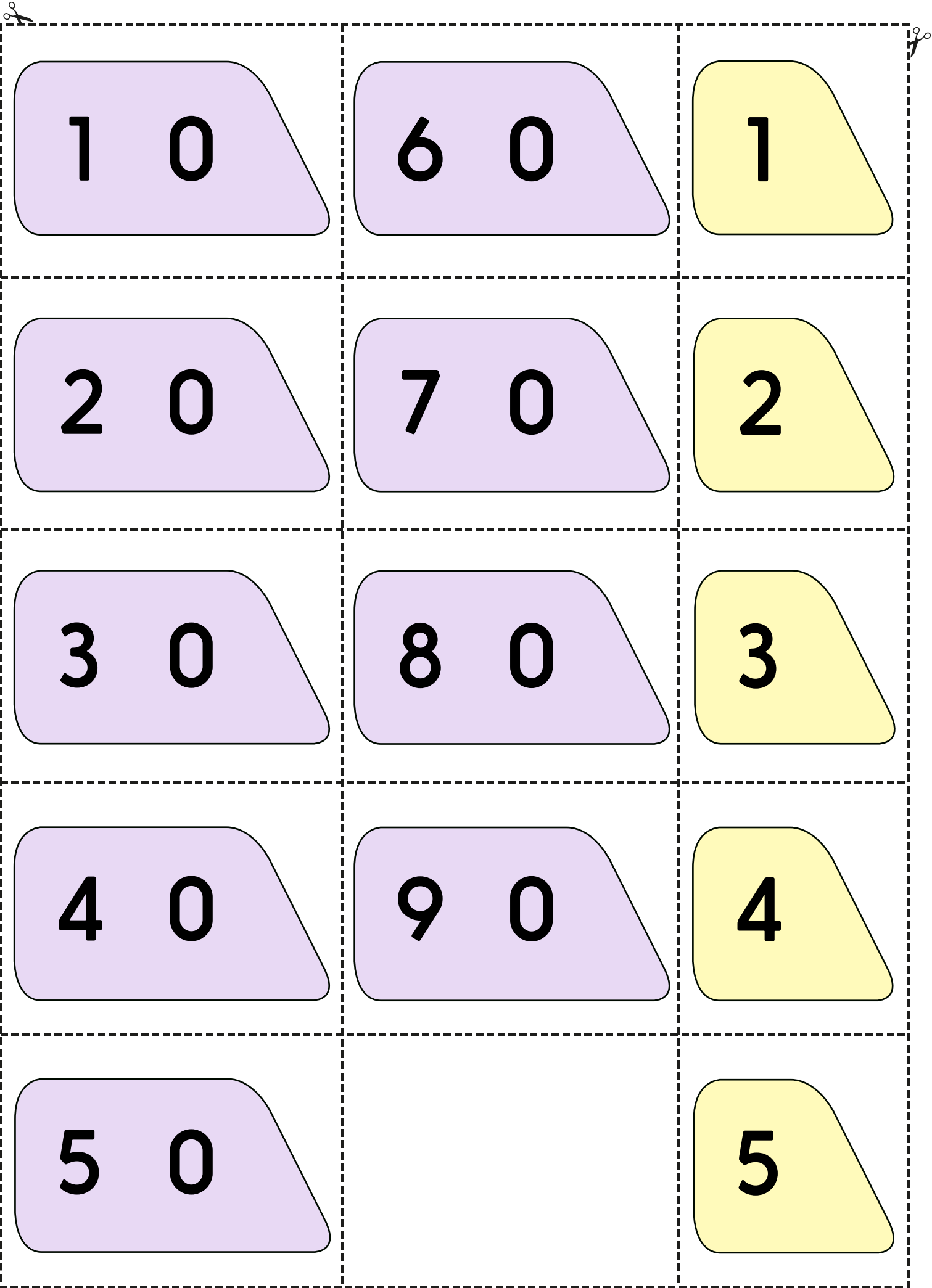
3 0 0

8 0 0

4 0 0

9 0 0

5 0 0



1 0

6 0

1

2 0

7 0

2

3 0

8 0

3


4 0

9 0

4

5 0

5



Investigation

Guess my number

1. Use these clues to work out Magical Max's mystery three-digit number.

My number is odd.
The first digit is even.
My number rounds to 500 (to the nearest 100).
The three digits add to 15.
The second digit is two more than the first digit.
What's my number?

2. Now try and work out this mystery three-digit number.

My number is even.
The three digits are consecutive (next to each other on the number line).
My number rounds to 200 (nearest 100).
The last digit is double the first.
What's my number?

Challenge

Choose your own mystery three-digit number. See if you can write a set of clues which makes it possible for another child/pair to work out your mystery number.